




District Health Assessment for Multiple District 403 through October 2025

District Name	Status/ Number of Months in Status *	Clubs							Membership							Member Strength		Cancellation		Reports			Finance	Leadership			
		Active Clubs	Clubs in Status Quo	Total Clubs	% Status Quo Clubs in Financial Suspension	New Clubs	Cancelled Clubs	YTD Net Club Gain/Loss	Current Members In Active Clubs	Current Members In Status Quo Clubs	Current Total Members Count	YTD Add	YTD Drop	YTD NetGrowth (includes Active and Status Quo)	YTD NetGrowth% (includes Active and Status Quo)	Member Count 12 Months Ago	Average Member Count Per Club	% of Clubs with less than 20 members	Average Cancelled Club Age	Members Lost Due to Cancelled Clubs	% of Clubs Reporting Service	% No MMR in 3 Months	% No Officer Report in 12 months	% of Clubs with balance 90+ days	Number of Zone Chairs Recorded	Number of Region Chairs Recorded	District Officers Vacancies **
403 A1		90	0	90	0%	0	0	0	1967	0	1967	54	74	-20	-1.01%	1,841	22	41%	0	0	77%	58%	10%	48%	15	4	
403 A2		119	0	119	0%	0	0	0	2442	0	2442	114	101	13	0.54%	2,384	21	51%	0	0	77%	44%	3%	34%	22	7	
403 A3		78	1	79	0%	3	0	3	1939	23	1962	103	58	45	2.35%	1,923	25	30%	0	0	91%	37%	1%	34%	17	8	
403 A4		70	2	72	100%	0	1	-1	1741	26	1767	31	50	-19	-1.06%	1,760	25	32%	16	25	100%	58%	0%	26%	14	4	
403 B1		84	2	86	0%	0	0	0	1333	29	1362	114	73	41	3.10%	1,534	16	71%	0	0	65%	50%	9%	56%	22	7	
		441	5	446	40%	3	1	2	9422	78	9500	416	356	60	0.64%	9,442	22	46%	16	25	81%	49%	5%	40%	90	30	




District Health Assessment for Multiple District 404 through October 2025

		Clubs							Membership							Member Strength		Cancellation		Reports			Finance	Leadership			
District Name	Status/ Number of Months in Status *	Active Clubs	Clubs in Status Quo	Total Clubs	% Status Quo Clubs in Financial Suspension	New Clubs	Cancelled Clubs	YTD Net Club Gain/Loss	Current Members In Active Clubs	Current Members In Status Quo Clubs	Current Total Members Count	YTD Add	YTD Drop	YTD NetGrowth (includes Active and Status Quo)	YTD NetGrowth% (includes Active and Status Quo)	Member Count 12 Months Ago	Average Member Count Per Club	% of Clubs with less than 20 members	Average Cancelled Club Age	Members Lost Due to Cancelled Clubs	% of Clubs Reporting Service	% No MMR in 3 Months	% No Officer Report in 12 months	% of Clubs with balance 90+ days	Number of Zone Chairs Recorded	Number of Region Chairs Recorded	District Officers Vacancies **
404 A2		68	3	71	100%	0	0	0	1579	24	1603	96	52	44	2.82%	1,761	23	52%	0	0	79%	51%	8%	65%	25	11	
404 A3		58	0	58	0%	1	1	0	1358	0	1358	99	51	48	3.66%	1,291	23	45%	5	33	81%	41%	9%	43%	16	8	
404 A4		68	0	68	0%	0	0	0	1275	0	1275	44	39	5	0.39%	1,322	19	54%	0	0	59%	63%	6%	69%	19	10	
404 B2		104	0	104	0%	3	0	3	2488	0	2488	174	66	108	4.54%	2,099	24	34%	0	0	69%	49%	9%	61%	24	12	
404 B3		77	0	77	0%	2	0	2	1879	0	1879	120	24	96	5.38%	1,609	24	31%	0	0	88%	51%	10%	57%	23	10	
404 B4		70	0	70	0%	3	0	3	1714	0	1714	160	27	133	8.41%	1,509	24	34%	0	0	71%	49%	9%	66%	30	12	
		445	3	448	100%	9	1	8	10293	24	10317	693	259	434	4.39%	9,591	23	41%	5	33	74%	51%	8%	60%	137	63	




District Health Assessment for Multiple District 410 through October 2025

 Status/ District Name Number of Months in Status *		Clubs							Membership							Member Strength		Cancellation		Reports			Finance	Leadership			
		Active Clubs	Clubs in Status Quo	Total Clubs	% Status Quo Clubs in Financial Suspension	New Clubs	Cancelled Clubs	YTD Net Club Gain/ Loss	Current Members In Active Clubs	Current Members In Status Quo Clubs	Current Total Members Count	YTD Add	YTD Drop	YTD NetGrowth (includes Active and Status Quo)	YTD NetGrowth% (includes Active and Status Quo)	Member Count 12 Months Ago	Average Member Count Per Club	% of Clubs with less than 20 members	Average Cancelled Club Age	Members Lost Due to Cancelled Clubs	% of Clubs Reporting Service	% No MMR in 3 Months	% No Officer Report in 12 months	% of Clubs with balance 90+ days	Number of Zone Chairs Recorded	Number of Region Chairs Recorded	District Officers Vacancies **
410 E	T(24)	60	0	60	0%	0	0	0	901	0	901	76	35	41	4.77%	848	15	72%	0	0	92%	47%	2%	25%	11	0	
410 W	T(24)	56	0	56	0%	1	0	1	930	0	930	88	21	67	7.76%	865	17	70%	0	0	100%	43%	0%	18%	11	0	
		116	0	116	0%	1	0	1	1831	0	1831	164	56	108	6.27%	1,713	16	71%	0	0	96%	45%	1%	22%	22	0	




District Health Assessment for Multiple District 411 through October 2025

		Clubs							Membership							Member Strength		Cancellation		Reports			Finance	Leadership			
District Name	Status/ Number of Months in Status *	Active Clubs	Clubs in Status Quo	Total Clubs	% Status Quo Clubs in Financial Suspension	New Clubs	Cancelled Clubs	YTD Net Club Gain/Loss	Current Members In Active Clubs	Current Members In Status Quo Clubs	Current Total Members Count	YTD Add	YTD Drop	YTD NetGrowth (includes Active and Status Quo)	YTD NetGrowth% (includes Active and Status Quo)	Member Count 12 Months Ago	Average Member Count Per Club	% of Clubs with less than 20 members	Average Cancelled Club Age	Members Lost Due to Cancelled Clubs	% of Clubs Reporting Service	% No MMR in 3 Months	% No Officer Report in 12 months	% of Clubs with balance 90+ days	Number of Zone Chairs Recorded	Number of Region Chairs Recorded	District Officers Vacancies **
411 A		68	0	68	0%	2	0	2	1814	0	1814	154	51	103	6.02%	1,574	27	32%	0	0	54%	51%	6%	49%	15	9	
411 B		63	0	63	0%	3	1	2	2630	0	2630	398	16	382	16.99%	2,016	42	21%	5	3	90%	14%	0%	46%	17	5	
411 C	P	19	0	19	0%	1	1	0	556	0	556	106	28	78	16.32%	466	29	21%	2	20	84%	42%	0%	37%	6	2	
		150	0	150	0%	6	2	4	5000	0	5000	658	95	563	12.69%	4,056	33	26%	4	23	73%	35%	3%	46%	38	16	




District Health Assessment for Multiple District 412 through October 2025

 Status/ District Name Number of Months in Status *		Clubs							Membership							Member Strength		Cancellation		Reports			Finance	Leadership			
		Active Clubs	Clubs in Status Quo	Total Clubs	% Status Quo Clubs in Financial Suspension	New Clubs	Cancelled Clubs	YTD Net Club Gain/ Loss	Current Members In Active Clubs	Current Members In Status Quo Clubs	Current Total Members Count	YTD Add	YTD Drop	YTD NetGrowth (includes Active and Status Quo)	YTD NetGrowth% (includes Active and Status Quo)	Member Count 12 Months Ago	Average Member Count Per Club	% of Clubs with less than 20 members	Average Cancelled Club Age	Members Lost Due to Cancelled Clubs	% of Clubs Reporting Service	% No MMR in 3 Months	% No Officer Report in 12 months	% of Clubs with balance 90+ days	Number of Zone Chairs Recorded	Number of Region Chairs Recorded	District Officers Vacancies **
412 A	T(24)	52	0	52	0%	0	0	0	816	0	816	61	48	13	1.62%	830	16	65%	0	0	69%	58%	8%	42%	14	3	
412 B	T(24)	29	0	29	0%	2	0	2	635	0	635	99	45	54	9.29%	578	22	48%	0	0	38%	45%	24%	34%	8	1	
		81	0	81	0%	2	0	2	1451	0	1451	160	93	67	4.84%	1,408	18	59%	0	0	58%	53%	14%	40%	22	4	




District Health Assessment for District 352 through October 2025

		Clubs							Membership							Member Strength		Cancellation		Reports			Finance	Leadership			
District Name	Status/ Number of Months in Status *	Active Clubs	Clubs in Status Quo	Total Clubs	% Status Quo Clubs in Financial Suspension	New Clubs	Cancelled Clubs	YTD Net Club Gain/Loss	Current Members In Active Clubs	Current Members In Status Quo Clubs	Current Total Members Count	YTD Add	YTD Drop	YTD NetGrowth (includes Active and Status Quo)	YTD NetGrowth% (includes Active and Status Quo)	Member Count 12 Months Ago	Average Member Count Per Club	% of Clubs with less than 20 members	Average Cancelled Club Age	Members Lost Due to Cancelled Clubs	% of Clubs Reporting Service	% No MMR in 3 Months	% No Officer Report in 12 months	% of Clubs with balance 90+ days	Number of Zone Chairs Recorded	Number of Region Chairs Recorded	District Officers Vacancies **
352	T(24)	52	0	52	0%	0	0	0	973	0	973	61	41	20	2.10%	971	19	52%	0	0	35%	50%	8%	29%	12	2	
		52	0	52	0%	0	0	0	973	0	973	61	41	20	2.10%	971	19	52%	0	0	35%	50%	8%	29%	12	2	




District Health Assessment for District 409 through October 2025

		Clubs							Membership							Member Strength		Cancellation		Reports			Finance	Leadership			
District Name	Status/ Number of Months in Status *	Active Clubs	Clubs in Status Quo	Total Clubs	% Status Quo in Financial Suspension	New Clubs	Cancelled Clubs	YTD Net Club Gain/Loss	Current Members In Active Clubs	Current Members In Status Quo Clubs	Current Total Members Count	YTD Add	YTD Drop	YTD NetGrowth (includes Active and Status Quo)	YTD NetGrowth% (includes Active and Status Quo)	Member Count 12 Months Ago	Average Member Count Per Club	% of Clubs with less than 20 members	Average Cancelled Club Age	Members Lost Due to Cancelled Clubs	% of Clubs Reporting Service	% No MMR in 3 Months	% No Officer Report in 12 months	% of Clubs with balance 90+ days	Number of Zone Chairs Recorded	Number of Region Chairs Recorded	District Officers Vacancies **
409	T(24)	28	0	28	0%	0	0	0	573	0	573	51	11	40	7.50%	569	20	57%	0	0	36%	68%	14%	61%	5	0	
		28	0	28	0%	0	0	0	573	0	573	51	11	40	7.50%	569	20	57%	0	0	36%	68%	14%	61%	5	0	




District Health Assessment for District 413 through October 2025

	Clubs							Membership							Member Strength		Cancellation		Reports			Finance	Leadership					
	Status/ District Name	Number of Months in Status *	Active Clubs	Clubs in Status Quo	Total Clubs	% Status Quo Clubs in Financial Suspension	New Clubs	Cancelled Clubs	YTD Net Club Gain/ Loss	Current Members In Active Clubs	Current Members In Status Quo Clubs	Current Total Members Count	YTD Add	YTD Drop	YTD NetGrowth (includes Active and Status Quo)	YTD NetGrowth% (includes Active and Status Quo)	Member Count 12 Months Ago	Average Member Count Per Club	% of Clubs with less than 20 members	Average Cancelled Club Age	Members Lost Due to Cancelled Clubs	% of Clubs Reporting Service	% No MMR in 3 Months	% No Officer Report in 12 months	% of Clubs with balance 90+ days	Number of Zone Chairs Recorded	Number of Region Chairs Recorded	District Officers Vacancies **
413		48	0	48	0%	0	0	0		1355	0	1355	52	16	36	2.73%	1,442	28	33%	0	0	52%	52%	2%	60%	11	5	
		48	0	48	0%	0	0	0		1355	0	1355	52	16	36	2.73%	1,442	28	33%	0	0	52%	52%	2%	60%	11	5	




District Health Assessment for District 414 through October 2025

		Clubs							Membership							Member Strength		Cancellation		Reports			Finance	Leadership			
District Name	Status/ Number of Months in Status *	Active Clubs	Clubs in Status Quo	Total Clubs	% Status Quo in Financial Suspension	New Clubs	Cancelled Clubs	YTD Net Club Gain/ Loss	Current Members In Active Clubs	Current Members In Status Quo Clubs	Current Total Members Count	YTD Add	YTD Drop	YTD NetGrowth (includes Active and Status Quo)	YTD NetGrowth% (includes Active and Status Quo)	Member Count 12 Months Ago	Average Member Count Per Club	% of Clubs with less than 20 members	Average Cancelled Club Age	Members Lost Due to Cancelled Clubs	% of Clubs Reporting Service	% No MMR in 3 Months	% No Officer Report in 12 months	% of Clubs with balance 90+ days	Number of Zone Chairs Recorded	Number of Region Chairs Recorded	District Officers Vacancies **
414	P	41	0	41	0%	0	1	-1	823	0	823	93	105	-12	-1.44%	840	20	59%	1	0	49%	44%	7%	73%	8	3	
		41	0	41	0%	0	1	-1	823	0	823	93	105	-12	-1.44%	840	20	59%	1	0	49%	44%	7%	73%	8	3	




District Health Assessment for District 415 through October 2025

		Clubs							Membership							Member Strength		Cancellation		Reports			Finance	Leadership			
District Name	Status/ Number of Months in Status *	Active Clubs	Clubs in Status Quo	Total Clubs	% Status Quo in Financial Suspension	New Clubs	Cancelled Clubs	YTD Net Club Gain/Loss	Current Members In Active Clubs	Current Members In Status Quo Clubs	Current Total Members Count	YTD Add	YTD Drop	YTD NetGrowth (includes Active and Status Quo)	YTD NetGrowth% (includes Active and Status Quo)	Member Count 12 Months Ago	Average Member Count Per Club	% of Clubs with less than 20 members	Average Cancelled Club Age	Members Lost Due to Cancelled Clubs	% of Clubs Reporting Service	% No MMR in 3 Months	% No Officer Report in 12 months	% of Clubs with balance 90+ days	Number of Zone Chairs Recorded	Number of Region Chairs Recorded	District Officers Vacancies **
415	P	27	0	27	0%	0	0	0	426	0	426	26	23	3	0.71%	400	16	70%	0	0	30%	44%	11%	52%	0	0	
		27	0	27	0%	0	0	0	426	0	426	26	23	3	0.71%	400	16	70%	0	0	30%	44%	11%	52%	0	0	




District Health Assessment for District 416 through October 2025

 Status/ District Name		Clubs							Membership							Member Strength		Cancellation		Reports			Finance	Leadership			
		Active Clubs	Clubs in Status Quo	Total Clubs	% Status Quo Clubs in Financial Suspension	New Clubs	Cancelled Clubs	YTD Net Club Gain/ Loss	Current Members In Active Clubs	Current Members In Status Quo Clubs	Current Total Members Count	YTD Add	YTD Drop	YTD NetGrowth (includes Active and Status Quo)	YTD NetGrowth% (includes Active and Status Quo)	Member Count 12 Months Ago	Average Member Count Per Club	% of Clubs with less than 20 members	Average Cancelled Club Age	Members Lost Due to Cancelled Clubs	% of Clubs Reporting Service	% No MMR in 3 Months	% No Officer Report in 12 months	% of Clubs with balance 90+ days	Number of Zone Chairs Recorded	Number of Region Chairs Recorded	District Officers Vacancies **
416		64	0	64	0%	0	0	0	1389	0	1389	197	380	-183	-11.64%	1,294	22	50%	0	0	28%	34%	8%	11%	10	2	
		64	0	64	0%	0	0	0	1389	0	1389	197	380	-183	-11.64%	1,294	22	50%	0	0	28%	34%	8%	11%	10	2	




District Health Assessment for District 417 through October 2025

		Clubs							Membership							Member Strength		Cancellation		Reports			Finance	Leadership			
District Name	Status/ Number of Months in Status *	Active Clubs	Clubs in Status Quo	Total Clubs	% Status Quo Clubs in Financial Suspension	New Clubs	Cancelled Clubs	YTD Net Club Gain/Loss	Current Members In Active Clubs	Current Members In Status Quo Clubs	Current Total Members Count	YTD		YTD NetGrowth (includes Active and Status Quo)	YTD NetGrowth% (includes Active and Status Quo)	Member Count 12 Months Ago	Average Member Count Per Club	% of Clubs with less than 20 members	Average Cancelled Club Age	Members Lost Due to Cancelled Clubs	% of Clubs Reporting Service	% No MMR in 3 Months	% No Officer Report in 12 months	% of Clubs with balance 90+ days	Number of Zone Chairs Recorded	Number of Region Chairs Recorded	District Officers Vacancies **
												YTD Add	YTD Drop														
417		84	0	84	0%	1	0	1	1745	0	1745	84	55	29	1.69%	1,670	21	52%	0	0	94%	40%	0%	26%	16	5	
		84	0	84	0%	1	0	1	1745	0	1745	84	55	29	1.69%	1,670	21	52%	0	0	94%	40%	0%	26%	16	5	




District Health Assessment for District 418 through October 2025

		Clubs							Membership							Member Strength		Cancellation		Reports			Finance	Leadership			
District Name	Status/ Number of Months in Status *	Active Clubs	Clubs in Status Quo	Total Clubs	% Status Quo Clubs in Financial Suspension	New Clubs	Cancelled Clubs	YTD Net Club Gain/Loss	Current Members In Active Clubs	Current Members In Status Quo Clubs	Current Total Members Count	YTD Add	YTD Drop	YTD NetGrowth (includes Active and Status Quo)	YTD NetGrowth% (includes Active and Status Quo)	Member Count 12 Months Ago	Average Member Count Per Club	% of Clubs with less than 20 members	Average Cancelled Club Age	Members Lost Due to Cancelled Clubs	% of Clubs Reporting Service	% No MMR in 3 Months	% No Officer Report in 12 months	% of Clubs with balance 90+ days	Number of Zone Chairs Recorded	Number of Region Chairs Recorded	District Officers Vacancies **
418		54	0	54	0%	0	0	0	1451	0	1451	65	21	44	3.13%	1,333	27	30%	0	0	91%	44%	0%	37%	10	0	
		54	0	54	0%	0	0	0	1451	0	1451	65	21	44	3.13%	1,333	27	30%	0	0	91%	44%	0%	37%	10	0	



District Health Assessment for Ident 5947 - SOMALIA - UND through October 2025

 Status/ District Name		Clubs							Membership							Member Strength		Cancellation		Reports			Finance	Leadership			
		Active Clubs	Clubs in Status Quo	Total Clubs	% Status Quo Clubs in Financial Suspension	New Clubs	Cancelled Clubs	YTD Net Club Gain/Loss	Current Members In Active Clubs	Current Members In Status Quo Clubs	Current Total Members Count	YTD Add	YTD Drop	YTD NetGrowth (includes Active and Status Quo)	YTD NetGrowth% (includes Active and Status Quo)	Member Count 12 Months Ago	Average Member Count Per Club	% of Clubs with less than 20 members	Average Cancelled Club Age	Members Lost Due to Cancelled Clubs	% of Clubs Reporting Service	% No MMR in 3 Months	% No Officer Report in 12 months	% of Clubs with balance 90+ days	Number of Zone Chairs Recorded	Number of Region Chairs Recorded	District Officers Vacancies **
Ident 5947 - SOMALIA		4	0	4	0%	1	0	1	74	0	74	21	0	21	39.62%	54	19	50%	0	0	0%	50%	25%	75%	0	0	
		4	0	4	0%	1	0	1	74	0	74	21	0	21	39.62%	54	19	50%	0	0	0%	50%	25%	75%	0	0	

* - District Status: P - Provisional, T - Transitional.
** - District Officers Vacancies: DG - District Governor, 1st VDG - First Vice District Governor, 2nd VDG - Second Vice District Governor.